
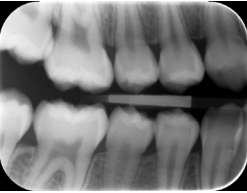

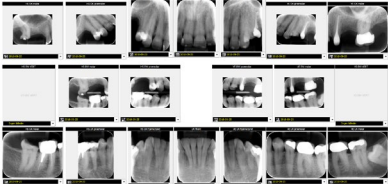





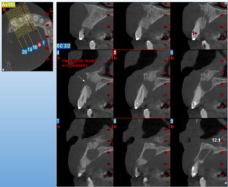


| Apparat | Billedtype | | Stråledosis |
|--|--|---|--|
|  | 1 billede Intraoralt |  | 1-2 μSv |
|  | Helstatus (18 billeder) Intraoralt |  | 18-36 μSv |
|  | Panorama Ekstraoralt |  | 13-26 μSv |
|  | Cefalostat/profil Ekstraoralt |  | 6-8 μSv |
|  | Cone Beam CT (CBCT) Ekstraoralt |  | Tænder: 3x3 cm: 1,5-86 μSv Tænder: 5x5 cm: 3-191 μSv Kæbeled: 14x10 cm: 9-139 μSv Ansigt: 16x16 cm: 8-116 μSv |

Den gennemsnitlige baggrundsstråling er ca. 8 μSv . per dag i Danmark.